

OMAHA

LINE BODIES



Made in the U.S.A.



**FOR MEDIUM
AND HEAVY
DUTY TRUCKS**



For the best in quality
and durability, insist
on Omaha Standard



All Omaha Standard products are e-coated to make them more durable and corrosion resistant giving you more value for your money.



Omaha Standard

America's standard in truck bodies

The all **galvannealed steel** Omaha Line Body reflects more than 80 years of exceptional truck body building. Our state of the art laser profiling means a consistent precision fit of all body parts and the galvannealed steel and the epoxy electrocoat primer provide superior protection against corrosion. Omaha Standard's truck body building experience combined with the finest materials and advanced design and manufacturing techniques result in the best line body on the road today. *And that's why we offer the longest limited warranty in the business---six years on door hinges, latches and rust through and three years on all other body components.*

Omaha Line Bodies have standard features that make them rugged, long lasting and efficient. And with the many options you can custom tailor a body to meet the needs of the most demanding crew.



STANDARD BODY FEATURES

- Entire body exterior is made from A-40 two sided **galvannealed steel**. 14 gauge shells with 12 gauge rear panels.
- Floor is $\frac{3}{16}$ " safety treadplate steel. 58 $\frac{1}{2}$ " wide with 8" wheel boxes.
- 5" structural steel crossmembers.
- Entire body underside has automotive type **undercoating**.
- Body is **electrocoated** with a light gray e-coat primer over a zinc phosphate precoat for maximum durability and rust resistance.



Full perimeter structural adhesive mounted door seals

STANDARD COMPARTMENT FEATURES

- Two galvanneated trays in each front vertical compartment.
- One galvanneated tray for the center horizontal compartment in the "V" configuration body.
- 20 steel tray dividers.
- One galvanneated shelf in each rear vertical compartment.

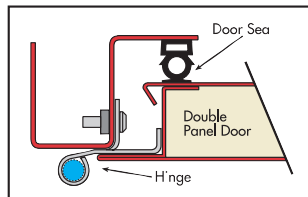
DOORS

- Double panel doors with a "C" channel steel stiffener bonded between panels for maximum strength.
- Double panel door perimeter is **fully bonded** with a high strength industrial epoxy to eliminate weld marks.
- Door hinges are **interior mounted with bolts** for greater security and replacement ease.
- Door hinges and adjustable striker posts are made from **stainless steel**.
- Door channel design diverts water away from door opening to help keep compartments dry.
- Stainless steel **automotive rotary paddle latches** are bolted, not welded or riveted.
- **Full perimeter structural adhesive mounted automotive neoprene bulb door seals** with no break at latch for full weatherproof integrity.
- **Spring-loaded over-center door retainers** on all full size vertical doors.




Stainless Steel Embossed Latch

Compartment interiors and cargo area prime painted gray for enhanced illumination



Door seal detail shown with stainless steel hinge



Heavy duty stainless steel automotive rotary latch and adjustable stainless steel striker post



Spring-loaded, over center door retainers



Door channel design diverts water away from door opening to keep compartment dry.



Interior mounted stainless steel door hinge improves appearance and durability.

Matches Or Exceeds Truck Manufacturers' Warranties

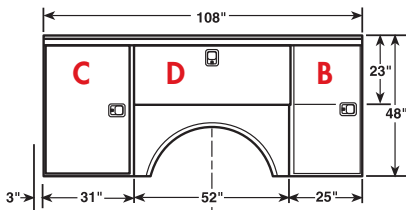
6 YEAR LIMITED WARRANTY Hinges, Latches and Rust Through	3 YEAR LIMITED WARRANTY All Other Body Components
--	---

In the interest of product improvement, Omaha Standard Inc. reserves the right to modify, change or revise design and specifications and furnish product so altered without prior notice.

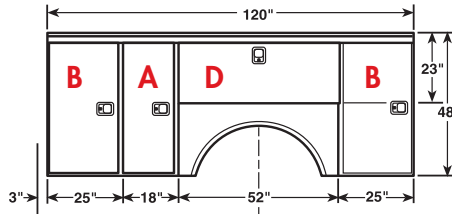


Made in the U.S.A.

LINE BODY MODELS



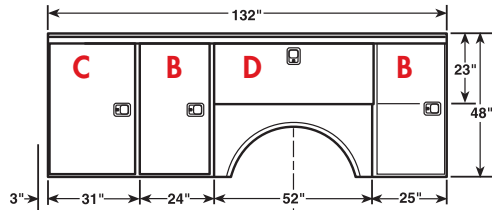
MODEL 108-60



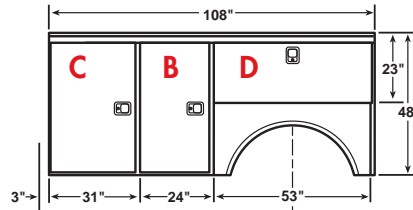
MODEL 120-72

CLEAR DOOR OPENING	
A	14 1/8" W x 42 1/8" H
B	20 1/8" H x 42 1/8" W
C	26 1/8" W x 42 1/8" H
D	8 1/8" H x 50 1/8" W

All compartment depths are 18" as standard.

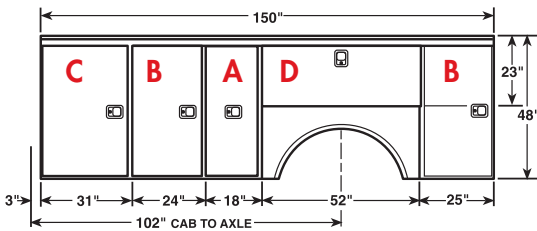


MODEL 132-84

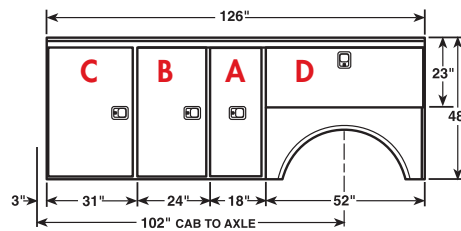


MODEL 108-84B

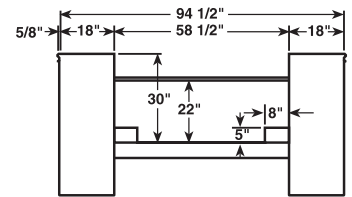
MODEL	LENGTH	C.A.	WIDTH	APPROX. WEIGHT
108-60	108"	60"	95 3/4"	1,638
120-72	120"	72"	95 3/4"	1,826
108-84B	108"	84"	95 3/4"	1,612
132-84	132"	84"	95 3/4"	2,010
126-102B	126"	102"	95 3/4"	1,953
150-102	150"	102"	95 3/4"	2,234
132-108B	132"	108"	95 3/4"	2,028
156-108	156"	108"	95 3/4"	2,328
144-120B	144"	120"	95 3/4"	2,196
168-120	168"	120"	95 3/4"	2,463



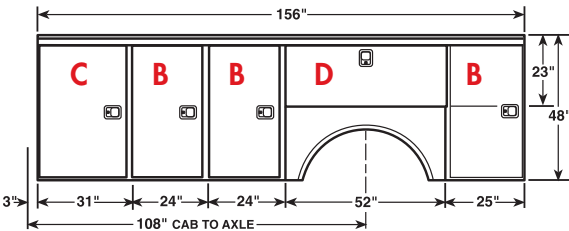
MODEL 150-102



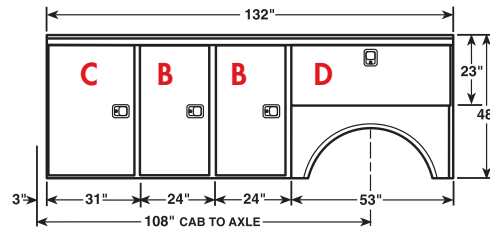
MODEL 126-102B



TYPICAL END VIEW

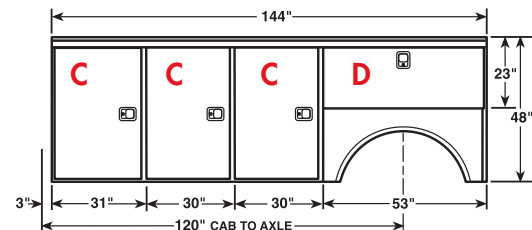


MODEL 156-108

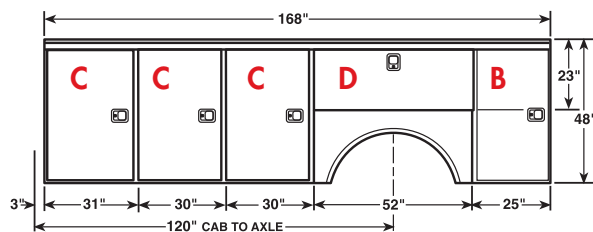


MODEL 132-108B


48" high and 18" deep compartments are standard. 20" deep compartments are available as an option.



MODEL 144-120B



MODEL 168-120



Made in the U.S.A.

LINE BODY OPTIONS

Body Options

Reinforcement for Corner-Mounted Crane-3,500 lbs and 6,000 lbs.
Spare Tire Carrier
Wheel Chock Holder
Cargo Tie-Downs
Mud and Stone Guards
Grip Strut Walkway
Treadplate Overlays
Grab Handles
Tailboard Channel
Tail Shelf
Tailgate
Side Access Step
Rear Cable Step
Rubber Fender Crown

HiRoof-Weather Proof Work/Cargo Space

HiRoof-With Sliding Top
Dome Light
Side and Rear Access Doors
Full Body Length Shelf

Ladder Racks

Standard Adjustable Overhead
HiRoof Adjustable Overhead
Standard Compartment Top Mount
HiRoof Side Mount
Rear Sloping Compartment Top Mount
Guide Rollers for Ladder Racks
Guide Rails for Ladder Racks
Quick Removal Mounting Brackets

Compartment Options

Thru or 3/4 Thru Compartments
20" Deep Compartments in Lieu of 18"
Compartment Lights
Single Slide-Out Tray
Slide Out Shelf
Nested Slide Out Trays
Master Locking System
Single Point Stainless Steel T-Handle
Twist Locks
Three Point Stainless Steel
T-handle Twist Locks

Raised Vertical Compartment

Gas Bottle Retainer
Gas Bottle Drop Well
Louver Vents in Door

Other Options

Hot Stick Box
Hot Stick Tube
Material Hooks and Rail
Shovel Basket
Cone Holder
Water Cask Holder
Adjustable Pipe Carrier Bracket
Pipe Vise Bracket and Front Pipe Support

Bumper Options

Recess Bumper with Hinged Cover
12 Gauge Grip Punch Bumper
12 Gauge Treadplate Bumper
12 Gauge Grip Punch A-40 Two Sided
Galvannealed Steel Bumper

Ask about these other quality products from Omaha Standard

Omaha Service Vehicles ("OSV")



"Badger" All Purpose Truck Bodies - Steel and Aluminum



Stake Bodies



Service Bodies



The Omaha Standard quality equipment line includes e-coated platforms, stake bodies, dump bodies, contractor bodies, grain bodies and toolboxes. We also manufacture an outstanding line of low profile scissor and twin telescopic Olympic underbody hoists. Our equipment is sold and serviced by authorized Omaha Standard distributors who make it their business to see that you receive the finest equipment on the market and the best in installation and service.



Aluminum "Badger" All Purpose Truck Bodies



Super Duty Platform



Heavy Duty Platform

Contractor Bodies



"Olympic" Twin Telescopic Hoists



Low Profile and Subframe Scissor Hoists



Made in the U.S.A.

Sold and Serviced By:

Cliffside Body Corp.
130 Broad Avenue
Fairview, NJ 07022
Phone: 201-945-3970
www.CliffsideBody.com

3501 S. 11th Street ■ Council Bluffs, Iowa 51501 USA
Phone 712-328-7444 ■ 800-279-2201 ■ FAX 800-568-7444
www.omahastd.com ■ e-mail: os@omahastd.com

In the interest of product improvement, Omaha Standard Inc. reserves the right to modify, change or revise design and specifications and furnish product so altered without prior notice.

OSLB 1007

