

SPREADERS



SALTDogg[®]
by **Buyers**

2014-2015



Our History



1946
Buyers Products Company founded by Sam Ruven and Bessie Kleinman as a distributor of driveline components.



Buyers continued to grow its product offerings and build valued relationships with customers and suppliers. Increased demand for products led to the pursuit of supply chain manufacturing solutions.



1988
Buyers acquired Viking Forge in Streetsboro, Ohio with 6 complete forge lines. This facility manufactures our hitches, D-rings, and other towing and cargo parts.



1992
Buyers acquired Trailer Components Manufacturing (Tracom) for CNC precision machining and tooling, as well as state-of-the-art welding.



1995
Buyers acquired Progressive Powder Coating. Our Nordson automatic powder application booth is used to powder coat our Buyers toolboxes and other truck and trailer accessories.



2002
Buyers moved its corporate headquarters to a brand new 235,000 sq. ft. state-of-the-art office and distribution center.



2004
Buyers acquired Romotech in New Paris, Indiana. Our Ferry Industries Rotospeed molding machines are used to manufacture our poly salt spreaders.



2007
Buyers began manufacturing the SnowDogg stainless steel snowplow at our Mentor, Ohio facility.



2009
Buyers began our operations at Boomerang Rubber, in Botkins, Ohio manufacturing mudflaps, wheel chocks and other rubber truck and trailer accessories.



2013
Buyers acquired an additional 500,000 sq. ft. manufacturing facility in Mentor, Ohio allowing for expansion of our aluminum and stainless steel manufacturing.



Our Corporate Family of Companies



Founded in 1946, Buyers Products is a fully integrated manufacturer and supplier of products for the mobile equipment industry. **Multiple manufacturing capabilities include forging, stamping, laser cutting, CNC machining, robotic welding, rotational molding, powder coating and assembly.**



PROGRESSIVE
POWDER COATING, INC.



Product lines include towing products, toolboxes, truck and trailer hardware, rubber and polymer products, dump body hardware, cables and control systems, hydraulics, pneumatics, driveline components, lights, mudflaps, snowplows, salt spreaders and snow & ice control products.

V-Box Slide-In

3/4-ton and 1-ton pickup, flatbed or dump truck

Spread Material: bulk salt, bulk sand, salt & sand mix

Feed Mechanism: 12" wide all steel pintle chain conveyor

Power Source: gasoline

- 304 Stainless Steel
- Capacity/Material:
 - 1400200SS/1400250SS*: 1.5 cu. yds. (6') Stainless Steel,
 - 1400050/1400100*: 2 cu. yds. (8') Carbon Steel
 - 1400050SS/1400100SS*: 2 cu. yds. (8') Stainless Steel,
 - 1400400/1400450*: 2 cu. yds. (8') Polymer
 - 1400300SS/1400350SS*: 2.5 cu. yds. (10') Stainless Steel
- Material spread up to to 30'
- 10.5 HP Briggs & Stratton Intek industrial/commercial gasoline engine with battery
- 12 VDC electric clutch has a three position on-off-on in-cab switch
- Conveyor: 12" wide all steel pintle chain. Heavy-duty drive shaft with heavy-duty 1-1/8" sealed bearings. Idler shaft with sprocket has heavy-duty 1" diameter sealed bearings
- Conveyor Gear Case: Gear ratio is 20:1 with 1" input shaft and 1-1/8" output shaft on tapered roller bearings.
- Feedgate: Lever operated with friction lock for accurate adjustment.
- Includes top screens, stainless steel adjustable inverted V

* Indicates extended chute models

304SS



3010390
Controller





2.5 – 3.0 Cubic Yard Mid-Size **NEW**

Minimum GVW of 13,000 lbs.

(see www.saltdogg.com for specs by model number)

Spread Material: bulk salt, bulk sand, salt & sand mix

Feed Mechanism: 14-1/2" wide conveyor chain with 1/4" crossbars

Power Source: gasoline, electric, or hydraulic

- Capacity: 2.5 cu. yds. (8'), 2.75 cu. yds. (9'), 3.0 cu. yds. (10'),)
- 304 stainless steel hopper
- Adjustable Feedgate
- Available with 10-1/2 HP gas engine, 2 independent electric motors, or 2 independent hydraulic motors
- 14-1/2" wide conveyor chain with 1/4" crossbars
- Spinner chute has two adjustable internal baffles
- 4 Hinged top screens, 1/4" bars
- Inverted V
- Bolt-on spinner housing
- 14" Spinner disc

MID-SIZE GAS/ELECTRIC/HYDRAULIC DRIVE



Optional Electric-Hydraulic Proportional Spreader Control Kit w/ Garmin® GPS Ground Speed Antenna (HV1030EPG)



304SS

1400465SSE

DANGER
Stay clear of rotating equipment



3016934 Controller for electric powdered spreaders



3010390 Controller

www.saltdogg.com

3.5 – 4.5 Cubic Yard

Minimum GVW of 17,500 lbs.

(see www.saltdogg.com for specs by model number)

Spread Material: bulk salt, bulk sand, salt & sand mix

Feed Mechanism: 14-1/2" wide conveyor chain with 1/4" crossbars

Power Source: gasoline or hydraulic

- Capacity: 3.5 cu. yds. (8'), 4.0 cu. yds. (9'), 4.5 cu. yds. (10')
- 304 stainless steel hopper
- Adjustable Feedgate
- Available with 10-1/2 HP gas engine or 2 independent hydraulic motors
- 14-1/2" wide conveyor chain with 1/4" crossbars
- Spinner chute has two adjustable internal baffles
- 4 Hinged top screens, 1/4" bars
- Inverted V
- Bolt-on spinner housing
- 18" Spinner disc



Optional LS1 Liquid Spray System
(fits 3 - 4.5 cu. yds.)



Optional Cab Guard
(1497051)



Optional Electric-Hydraulic Proportional Spreader Control Kit w/ Garmin® GPS Ground Speed Antenna (HV1030EPG)



Shown with Optional Light Bar (Part No. 8891144)



3010390 Controller
for gas powered spreaders



7 – 14 Cubic Yard

Minimum GVW 33,000 lbs.

(see www.SaltDogg.com for specs by model number)

Spread Material: bulk salt, salt & sand mix

Feed Mechanism: 7" diameter, variable-pitch hard faced auger

Power Source: hydraulic

- Capacity: 7.0 cu. yds. (10'), 8.0 cu. yds. (11'), 9.0 cu. yds. (12'), 10.0 cu. yds. (14')
- 304 Stainless Steel Hopper
- Material spread up to 45'
- Two independent, direct-drive hydraulic motors
- 7" diameter auger with multi-pitch design
- Adjustable height spinner chute
- 3/8" heavy-duty hinged top screens with 4" peak
- 18" poly spinner disc

Additional sizes/configurations available. Call for quote.



7" Hard Faced Auger



High Torque Auger Motor



2" Auger Bearing



Optional Rubber Side Deflectors
Part No. 1492144



304SS

7"
DIAMETER,
VARIABLE
PITCH
HARD
FACED
AUGER

1471056SSH



5 – 16 Cubic Yard

Minimum GVW Chassis 26,000 lbs., – 66,000 lbs.
(see www.SaltDogg.com for specs by model number)

Spread Material: bulk salt, bulk sand, salt & sand mix

Feed Mechanism: 24" wide conveyor with 3/8" bars

Power Source: hydraulic

- Capacity: 6 cu. yds. (9'); 7, 8, 9 cu. yds. (10');
10, 11, 13 cu. yds. (12'); 12, 13, 14 cu. yds. (14')
- 304 stainless steel hopper
- Material spread up to 40'
- Adjustable feedgate
- 24" wide conveyor with 3/8" bars
- Two independent direct drive hydraulic motors
- Choice of three gear box ratios: 50:1, 25:1 or 6:1
- Hinged top screens, 3/8" bars on 3" centers
- Inverted V, adjustable
- 2" drive shaft and bearings with 8-tooth sprockets
- 1-1/2" spring loaded idler shaft and bearings with 8-tooth sprockets
- Quick release hinged chute (no tools needed)
- 20" Poly spinner disc

Additional sizes/configurations available. Call for quote.

Shown with optional
8891167 Lightbar and LS4
Liquid Spray System



1450757SSH



5 – 16 Cubic Yard Municipal Spreader Options and Accessories



3025885 SPREADER
STAND SHOWN



3027468 SPREADER
STAND SHOWN




8891167 Lightbar Kit



8891168 Lightbar Kit



8891169 Lightbar Kit



3020624 Remote Grease Kit



3020624 Stainless Steel Chain Lubricator Kit



3022060 Stainless Steel Folding Spreader Ladder



Anti-Ice Spray Bars



3026067 Lane Changing Chute



HV1030EPG Electric-Hydraulic Control Kit



SMR30VESS Reservoir

PART NO.	DESCRIPTION
3025885	Spreader Stand, 10ft.-11ft., Black Power Coated
3025886	Spreader Stand, 12ft.-13ft., Black Power Coated
3025887	Spreader Stand, 14ft.-15ft., Black Power Coated
3027468	Spreader Stand, 10ft.-11ft., Galvanized
3027469	Spreader Stand, 12ft.-13ft., Galvanized
3027470	Spreader Stand, 14ft.-15ft., Galvanized
3008560	Dump Body Tailgate Latch
3010548	Tie Down Kit, Chain
3020704	16" Chute Extension, SS for taller mounting heights
3020624	Remote Grease Kit, 3-point
3020625	Chain Lubricator Kit, Stainless Steel
3020626	Crank Up Chute Kit
3026067	Lane Changing Chute, 12V w/ cab controller & gas spring flip-up

PART NO.	DESCRIPTION
—	Anti-Ice Spray Bars <i>(Call for Quote)</i>
HV1030EPG	Elec-Hyd Spreader Control Kit, 40GPM
GPS1	Garmin™ GPS Unit w/ Converter
SMR30VESS	30 Gallon Stainless Steel Reservoir
3022060	Folding Stainless Steel Spreader Ladder, Full Size
8891167	66" LED Light Bar Kit <i>(Includes (4) Red LED Round STT lights, (2) Amber LED Round Strobe lights, (3) Red LED Round Marker lights, Wire Harness, (2) LED Load Equalizers and Lightbar)</i>
8891168	66" LED Light Bar Kit <i>(Includes (2) Red LED Oval STT lights, (2) Clear LED Oval Back-Up lights, (2) Amber LED Oval Strobe lights, (3) Red LED Round Marker lights, Wire Harness, (2) LED Load Equalizers and Lightbar)</i>
8891169	66" LED Light Bar Kit <i>(Includes (4) Red LED Oval STT lights, (2) Amber LED Oval Strobe lights, (3) Red LED Round Marker lights, Wire Harness, (2) LED Load Equalizers and Lightbar)</i>

Liquid Spray Systems

Features

- 12 VDC, 3 GPM/45 PSI electric diaphragm pump
- Hydraulic Drive: 4.5 GPM @ 1,750 RPM (150 PSI) with Proportioning Valve, Bronze pump, bronze gears, stainless steel shaft
- 30-gallon polymer reservoir (48"L x 13"W x 14"T)
- 55-gallon polymer reservoir (34"L x 23"W x 26"T)
- 105-gallon polymer reservoir (69"L x 20"W x 25"T)
- 200-gallon polymer reservoir (151"L x 28"W x 33"T)
- Low Pressure – empty tank light/buzzer indicator
- In-cab variable speed pump control (electric models)

- Adjustable Hydraulic proportioning valve (hydraulic models)
- Systems include tank, pump, cab controller, hoses, fittings, ball valve, filter, wiring, connectors, stainless steel brackets and tie-downs
- Enclosed pump system for corrosion resistance
- 304 stainless steel mounts

Benefits

- Provides more efficient salt distribution with fewer applications required
- Speeds the melting process & works at lower temperatures than salt
- Residual material on the pavement lasts longer
- Easy to use and maintain



LS1 & LS3 (55 gal. poly reservoir)



LS4 & LS5 (105 gal. poly reservoir)



LS4T (tailgate mount 105 gal. poly reservoir)



LS6 (30 gal. poly reservoir)



LS7 & LS8 (30 gal. poly reservoir)



LS10 (two, 400 gal. poly reservoirs)



LS102H (Hydraulic Enclosure with Proportioning Valve)

PART NO.	DESCRIPTION	FITS
LS1	12 VDC, Cab Control, 55 Gal. Poly Reservoir, V-Box Mount	4 cu. yd. +
LS2	12 VDC, Cab Control, Reservoir Excluded, V-Box Mount	3.5 cu. yd. +
LS3	12 VDC, Cab Control, Two 55 Gal. Poly Reservoirs, V-Box Mount	4 cu. yd. +
LS4	12 VDC, Cab Control, 105 Gal. Poly Reservoir, V-Box Mount	3.5 & 6 cu. yd. +
LS4H	Hydraulic, Cab Control, 105 Gal. Poly Reservoir, V-Box Mount	3.5 & 6 cu. yd. +
LS4T	12 VDC, Tailgate Mount, Cab Control, 105 Gal. Poly Reservoir	24" + tall tailgates
LS4TH	Hydraulic, Tailgate Mount, Cab Control, 105 Gal. Poly Reservoir	24" + tall tailgates
LS5	12 VDC, Cab Control, Two 105 Gal. Poly Reservoirs, V-Box Mount	3.5 & 7 cu. yd. +
LS5H	Hydraulic, Cab Control, Two 105 Gal. Poly Reservoirs, V-Box Mount	3.5 & 7 cu. yd. +
LS6	12 VDC, Cab Control, 30 Gal. Poly Reservoir, V-Box Mount	SHPE1500 & SHPE2000 Series
LS6H	Hydraulic, Cab Control, 30 Gal. Poly Reservoir, V-Box Mount	SHPE1500 & SHPE2000 Series
LS7	12 VDC, Cab Control, 30 Gal. Poly Reservoir, V-Box Mount	1400 Series
LS7H	Hydraulic, Cab Control, 30 Gal. Poly Reservoir, V-Box Mount	1400 Series
LS8	12 VDC, Cab Control, Two 30 Gal. Poly Reservoir, V-Box Mount	1400 Series
LS8H	Hydraulic, Cab Control, Two 30 Gal. Poly Reservoir, V-Box Mount	1400 Series
LS10	12 VDC, Cab Control, Two 400 Gal. Poly Reservoir, V-Box Mount	12' – 16' Spreaders
LS10H	Hydraulic, Cab Control, Two 400 Gal. Poly Reservoir, V-Box Mount	12' – 16' Spreaders
LS102	Enclosure Assembly, Electric, 3.0 GPM w/ Cab Controller	—
LS102H	Enclosure Assembly, Hydraulic, 4.5 GPM w/ Cab Controller	—



WSE1 - Electric Controller



WSE75 - Hydraulic Controller

6196335 for 6' beds
6198335 for 8' beds

- 2" hitch mounted liquid spray system
- 335 gallon poly reservoir/bladder for 6' (#6196335) or 8' (#6198335) pick-up bed/flat bed with built-in tie points
- 7 gallons per minute diaphragm pump dispenses up to 50 gallons per lane mile.
- 12 VDC, 28 amps max, rear quick connect harness
- In-cab on/off control, standard. Pressure switch activates pump on demand
- Quick Detach PVC spray bar
- Stainless steel pump cover w/ LED license plate light
- Light weight, reinforced polymer reservoir rolls-up for bulkhead storage.
- Optional: 3/8"x50' hose reel with adjustable hand-held spray nozzle for side walks, bus shelters and hard to reach areas.
- Quick and simple, one-person installation with hitch pin.
- Lightweight and better visibility than fixed tank systems



335 gal. poly bladder



adjustable spray nozzle - pressure switch activates pump on demand



PART NO.	DESCRIPTION
6196335	In-Bed Liquid Spray System for 6ft. Beds
6198335	In-Bed Liquid Spray System for 8ft. Beds
6190000	System without Reservoir
6191000	Optional Hose Reel with Adjustable Spray Nozzle



Hydraulic Models

96" wide Dump Bodies

Spread Material: bulk salt, salt & sand mix

Feed Mechanism: 6" Auger with 3/8" flighting

Power Source: hydraulic

- Stainless steel or orange powder-coated carbon steel
- Material spread up to 40'
- Hydraulic power drives auger and spinner
- Standard discharge or left discharge
- 10-gauge trough has 3-point hinged bottom cover for easy access to entire auger assembly and one-person cleanout.
- 6" auger with 3/8" flighting, includes auger screen
- 18" poly spinner
- Sealed, self-aligning 1-1/4" diameter bearing with grease fitting
- Low-speed, high-torque orbital motors.
- Hydraulic safety lockout system.
- Optional powder coated spill shields (924F0106PR)
- Optional stainless steel spill shields (924F0106SSPR)



UTS auger screen

304SS

92420SSA
(standard discharge)

AVAILABLE
with STANDARD &
LEFT DISCHARGE,
8in. or 15in.
SIDE SHIELDS

92426SSA
(left discharge)



Electric Models

96" wide Dump Bodies
(for trucks without central hydraulics)

Spread Material: bulk salt, salt & sand mix
Feed Mechanism: 6" Auger with 3/8" flighting

Power Source: electric

- 304 stainless steel
- Material spread up to 25'
- Two 12 VDC direct drive motors (3/4 HP for auger, 1/2 HP for spinner)
- Standard discharge or center discharge
- 14" poly spinner and stainless steel dump body mounting plates
- 10-gauge trough has 3-point hinged bottom cover for easy access to entire auger assembly and one-person cleanout.
- 6" auger with 3/8" flighting, includes auger screen
- Sealed, self-aligning 1-1/4" diameter bearings with grease fittings
- Optional stainless steel spill shields (924F0106SSPR)

Not recommended for highway use



UTS auger screen



92440SSA
(standard discharge)

304SS

AVAILABLE with
STANDARD &
CENTER
DISCHARGE



92441SSA
(center discharge)



3016934 - Heavy Duty
Variable Speed Controller



9035000

1-Ton/Super-Duty Dump Bodies

Spread Material: bulk salt, salt & sand mix

Feed Mechanism: dual flight auger and breaker bar with mixing tines

Power Source: electric

- 304 stainless steel body
- Material spread up to 25'
- Two 12 VDC direct drive motors (3/4 HP for auger, 1/2 HP for spinner)
- Auger (5" O.D. x 2.4" I.D. x 20"L) with mixing tines
- Hinged 14" poly spinner

5535000

All DumperDogg® Dump Inserts

Spread Material: bulk salt, salt & sand mix

Feed Mechanism: dual flight auger and breaker bar with mixing tines

Power Source: electric

- 304 stainless steel body
- Material spread up to 25'
- Two 12 VDC direct drive motors (3/4 HP for auger, 1/2 HP for spinner)
- Auger (5" O.D. x 2.4" I.D. x 20"L) with mixing tines
- Hinged 14" poly spinner



3016934 - Heavy Duty Variable Speed Controller



WB100B & WB200B

Spread Material: ice melt, bagged salt

Feed Mechanism: flowgate

- 1.5 cubic feet poly hopper, 100 lbs
- 3-flap adjustable poly deflector
- Spread range up to 24 ft.
- Fully-welded frame
- 13" pneumatic tires
- Flow regulator with solid control linkage
- Additional fixed rear deflector
- Hopper screen
- Plastic rain cover
- Commercial grade stainless steel gears



WB200B
stainless steel frame



WB100B
carbon steel frame

WB400

Spread Material: ice melt, bagged salt

Feed Mechanism: agitator

- 44" wide drop spreader is ideal for sidewalks and areas near sensitive foliage.
- 2.5 cu. ft. poly hopper with 200 lb. capacity.
- Stainless steel agitator and trough
- 90% assembled.
- Stainless steel main frame, discharge, auger and shaft assembly.
- Nylon bushings for smooth action.
- Large 13" pneumatic tires.
- Solid control linkage for discharge adjustment, and metal screen to prevent material jamming.
- Plastic rain cover



WB400



Salt Scoop Available
part no. 9031110

Poly Salt Boxes

- Durable, corrosion free construction
- Double panel, sloped lid with integral hasp
- Hand holds for ease of carrying
- Fork lift slots
- Stackable (9031100)
- 9031100: 36"W x 24"D x 30"H
- 9031105: 36"W x 24"D x 20"H (Ships UPS)
- 9031110: Salt Scoop



Light Bar Kits

- 8891144: 44" LED Light Bar Kit (Includes (2) Red LED Round STT lights, (2) Amber LED Round Strobe lights, (3) Red LED Round Marker lights, Wire Harness, (2) LED Load Equalizers and Lightbar)
- 8891145: 44" LED Light Bar Kit (Includes (2) Red LED Oval STT lights, (2) Amber LED Oval Strobe lights, (3) Red LED Round Marker lights, Wire Harness, (2) LED Load Equalizers and Lightbar)
- 8891167: 66" LED Light Bar Kit (Includes (4) Red LED Round STT lights, (2) Amber LED Round Strobe lights, (3) Red LED Round Marker lights, Wire Harness, (2) LED Load Equalizers and Lightbar)
- 8891168: 66" LED Light Bar Kit (Includes (2) Red LED Oval STT lights, (2) Clear LED Oval Back-Up lights, (2) Amber LED Oval Strobe lights, (3) Red LED Round Marker lights, Wire Harness, (2) LED Load Equalizers and Lightbar)
- 8891169: 66" LED Light Bar Kit (Includes (4) Red LED Oval STT lights, (2) Amber LED Oval Strobe lights, (3) Red LED Round Marker lights, Wire Harness, (2) LED Load Equalizers and Lightbar)



Driveway Markers

- 5/16" x 48"
- Pencil end for easy staking
- Rounded end resists splintering
- 1308600: Orange Markers
- 1308605: Yellow Markers



Light Options For Spreaders



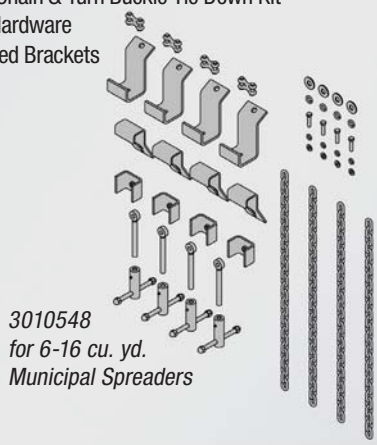
ShovelDogg

- Part No. 9001001
- 24" Reinforced mold board
- Durable, Poly construction for extreme cold
- Lightweight, corrosion free
- Tool-free snap-lock assembly



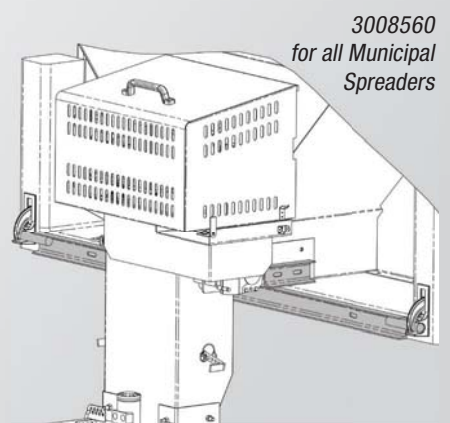
Tie Down Kit

- Part No. 3010548
- Heavy-Duty Chain & Turn Buckle Tie Down Kit
- Zinc Plated Hardware
- Powder Coated Brackets



Dump Body Tailgate Lock Kit

- Part No. 3008560
- 3" Structural Steel Channel
- 1.25" Pins
- Black Powder Coat Finish



3008560 for all Municipal Spreaders

Home About Products Find a Distributor Support/Info

Electric Hopper Spreaders

Which Electric Drive Hopper Spreader Will Work For You?
Available in Poly or Stainless Steel.
3/4 Yard - 2 Yard Poly 2.2 Yard - 6 Yard Poly 1.5 Yard - 2 Yard Stainless Steel
[Compare all Spreaders in this Series.](#)

PART #	SPREADING MATERIAL	CAPACITY	VEHICLE APPLICATION
SHPE1200	Bulk Salt, 50/50 Salt/Sand mix	2.00 cu. yds.	3/4-Ton & 1-Ton Trucks
SHPE1200S	Bulk Salt, 50/50 Salt/Sand mix	1.50 cu. yds.	3/4-Ton & 1-Ton Trucks
SHPE1200XL	Bulk Salt, 50/50 Salt/Sand mix	1.00 cu. yds.	Utility Vehicle, 1/4-Ton, 1/2-Ton, 3/4-Ton Trucks
SHPE1200SXL	Bulk Salt, 50/50 Salt/Sand mix	0.75 cu. yds.	Utility Vehicle, 1/4-Ton, 1/2-Ton, 3/4-Ton Trucks
SHPE1500	Bulk Salt, 50/50 Salt/Sand mix	1.50 cu. yds.	Utility Vehicle, 1/4-Ton, 1/2-Ton, 3/4-Ton Trucks
SHPE1500S	Bulk Salt, 50/50 Salt/Sand mix	1.00 cu. yds.	3/4-Ton & 1-Ton Trucks
SHPE1500SXL	Bulk Salt, 50/50 Salt/Sand mix	1.50 cu. yds.	3/4-Ton & 1-Ton Trucks
SHPE1500XL	Bulk Salt, 50/50 Salt/Sand mix	1.00 cu. yds.	3/4-Ton & 1-Ton Trucks
SHPE2000	Bulk Salt, 50/50 Salt/Sand mix	2.00 cu. yds.	3/4-Ton & 1-Ton Trucks
SHPE2000S	Bulk Salt, 50/50 Salt/Sand mix	2.00 cu. yds.	3/4-Ton & 1-Ton Trucks
SHPE2000SXL	Bulk Salt, 50/50 Salt/Sand mix	2.00 cu. yds.	3/4-Ton & 1-Ton Trucks
SHPE2000XL	Bulk Salt, 50/50 Salt/Sand mix	2.00 cu. yds.	3/4-Ton & 1-Ton Trucks
SHPE2250	Bulk Salt, 50/50 Salt/Sand mix	2.20 cu. yds.	1-Ton Trucks (above 10,000 lbs. GVW)
SHPE2250S	Bulk Salt, 50/50 Salt/Sand mix	2.20 cu. yds.	1-Ton Trucks (above 10,000 lbs. GVW)
SHPE2250SXL	Bulk Salt, 50/50 Salt/Sand mix	2.20 cu. yds.	1-Ton Trucks (above 10,000 lbs. GVW)
SHPE2250XL	Bulk Salt, 50/50 Salt/Sand mix	2.20 cu. yds.	1-Ton Trucks (above 10,000 lbs. GVW)
SHPE2500	Bulk Salt, 50/50 Salt/Sand mix	3.00 cu. yds.	13,000 lbs GVW and above
SHPE2500S	Bulk Salt, 50/50 Salt/Sand mix	3.00 cu. yds.	13,000 lbs GVW and above
SHPE2500SXL	Bulk Salt, 50/50 Salt/Sand mix	4.00 cu. yds.	15,000 lbs GVW and above
SHPE2500XL	Bulk Salt, 50/50 Salt/Sand mix	6.00 cu. yds.	Minimum GVW of 25,000 lbs.

SHPE2000X Bulk Salt; 50/50 Sa

SHPE2000XRED Bulk Salt; 50/50 Sa

SHPE2000XYEL Bulk Salt; 50/50 Sa

SHPE2000YEL Bulk Salt; 50/50 Sa

SHPE2250 Bulk Salt; 50/50 Sa

SHPE2250RED Bulk Salt; 50/50 Sa

SHPE2250YEL Bulk Salt; 50/50 Sa

STEP 1

- On the SaltDogg home page, click “Products” from the main menu. Then, locate and click the desired spreader category, for example “Electric Hopper Spreaders”
- Select the Spreader Part Number you are interested in.
- Once you are on the product page for that specific spreader, select "Find parts for this Spreader Here!"

Home About Products Find a Distributor Support/Info

SHPE2250

Capacity: 2.20 cu. yds. (8')
Poly-molded hopper
Material spread up to 30'
Two 12-volt direct drive motors (.75 HP for auger; .5 HP for spinner)
5.25" FULL LENGTH variable pitch carbon steel auger and stainless steel trough
Spinner assembly can be easily removed for cleaning and storage
Includes top screen, stainless steel inverted V, vinyl tarp with tie-down kit, 12-Volt 200 lb. vibrator

Options:
Remote Grease Kit - Fits ALL SHPE spreaders (3022215)
Not recommended for highway use

Find Parts for this spreader here!

Download our Instruction Sheet (PDF)

STEP 2

- Select and click on a diagram link from the list on the left, for example “Hopper Repair Parts”.

SaltDogg Diagrams

- Chute Assembly
- Hopper Assembly**
- Repair Parts
- Trough Assembly

Please select a SaltDogg Spreader Diagram by clicking on a diagram name to the left.

SaltDogg Diagrams

- Chute Assembly
- Hopper Assembly**
- Repair Parts
- Trough Assembly

My Parts List

Ref. Part #	Qty	Delete
(5) ---	1	+
(1) 3005574	1	+
(8) 3011885	1	+
(0) 9240132	1	+

Hopper Assembly for Spreader Model SHPE1500X

Drawing Ref. #	Part Number	Description	Qty. Shown	Quantity	Add
---	9240132	DECAL #2, DANGER BEFORE SVCE	1	1	+
---	3012899	DECAL CHECK STRAPS	1	1	+
1	3005574	Hopper Polymer 1.5 Cu. Yd.	1	1	+
2	3005689	BAFFLE, SHPE1500	2	1	+
3	---	Washer Flat 3/8 x 1.5 x .048 SST	14	1	+
4	---	Washer Lock RHS 3/8 SST	14	1	+
5	---	Screw HHC 3/8-16 x 1.2 SST	14	1	+

STEP 3

- From the diagram, which labels the parts by number, select the part number needed from the list below the diagram.
- Enter order quantity and click “Add”, which adds and displays your part in “My Parts List”, located in the column to the right of the diagram.
- Repeat until you have added all the parts you need. Then click “Print” to print the entire list and call, fax or email Customer Service with your order.

My Parts List

Ref. Part #	Qty.	Delete
(5) ---	1	+
(1) 3005574	1	+
(8) 3011885	1	+
(0) 9240132	1	+


PART NUMBER	CAPACITY	OVERALL HEIGHT	OVERALL WIDTH	OVERALL LENGTH	HOPPER WIDTH	HOPPER LENGTH	FEED MECHANISM
WALK BEHINDS							
WB100B	1.5 cu.ft./100 lb.	31.5"	26.5"	40"	22.5"	19"	Gravity Feed
WB200B	1.5 cu.ft./100 lb.	31.5"	26.5"	40"	22.5"	19"	Gravity Feed
WB400	2.5 cu.ft./200 lb.	35"	44"	45"	18.3"	43.1"	Gravity Feed
TAILGATE							
TGSUV1B	4.4 cu ft.	40.5"	22.5"	20.5"	21"	19"	manual open/close gate w/gravity feed
TGSUVPROA	4.4 cu. ft.	40.5"	22.5"	20.5"	21"	19"	gravity feed w/ vertical 12 VDC auger assist
TGS02	3.0 cu. ft.	31.5"	30.9"	21.5"	30"	18.3"	Horizontal Auger Feed
TGS01B	8 cu. ft.	45.7"	29.7"	30.3"	26"	26"	gravity feed w/ vertical 12 VDC auger assist
TGS03	8 cu. ft.	45"	38"	30"	38"	28"	Horizontal Auger Feed
TGS03RED	8 cu. ft.	45"	38"	30"	38"	28"	Horizontal Auger Feed
TGS03YEL	8 cu. ft.	45"	38"	30"	38"	28"	Horizontal Auger Feed
TGS05B	10.79 cu ft.	40.1"	54.3"	27.3"	52.25"	23"	gravity feed w/ vertical 12 VDC auger assist
TGS06	10 cu. ft.	40"	63"	27"	52"	26.9"	manual open/close gate w/gravity feed
TGS07	11 cu. ft.	46"	53"	31.5"	51"	26"	Horizontal Auger Feed
TGS07RED	11 cu. ft.	46"	53"	31.5"	51"	26"	Horizontal Auger Feed
TGS07YEL	11 cu. ft.	46"	53"	31.5"	51"	26"	Horizontal Auger Feed
ELECTRIC SLIDE IN							
SHPE0750	0.75 cu. yds.	28"	48"	63.2"	48"	53"	2.5" Stainless Steel Auger & Trough
SHPE0750X	0.75 cu. yds.	28"	48"	63.2"	48"	53"	2.5" Stainless Steel Auger & Trough
SHPE1000	1.0 cu. yds	34"	48"	71.5"	48"	68"	2.5" Stainless Steel Auger & Trough
SHPE1000X	1.0 cu. yds	34"	48"	71.5"	48"	68"	2.5" Stainless Steel Auger & Trough
SHPE1500	1.5 cu. yds.	38"	50.5"	99.7"	50.5"	87.3"	2.5" Stainless Steel Auger & Trough
SHPE1500X	1.5 cu. yds.	38"	50.5"	99.7"	50.5"	87.3"	2.5" Stainless Steel Auger & Trough
SHPE1500RED	1.5 cu. yds.	38"	50.5"	99.7"	50.5"	87.3"	2.5" Stainless Steel Auger & Trough
SHPE1500XRED	1.5 cu. yds.	38"	50.5"	99.7"	50.5"	87.3"	2.5" Stainless Steel Auger & Trough
SHPE1500YEL	1.5 cu. yds.	38"	50.5"	99.7"	50.5"	87.3"	2.5" Stainless Steel Auger & Trough
SHPE1500XYEL	1.5 cu. yds.	38"	50.5"	99.7"	50.5"	87.3"	2.5" Stainless Steel Auger & Trough
SHPE2000	2 cu. yds.	40"	47.8"	100"	47.8"	96"	2.5" Stainless Steel Auger & Trough
SHPE2000X	2 cu. yds.	40"	47.8"	100"	47.8"	96"	2.5" Stainless Steel Auger & Trough

PART NUMBER	CAPACITY	OVERALL HEIGHT	OVERALL WIDTH	OVERALL LENGTH	HOPPER WIDTH	HOPPER LENGTH	FEED MECHANISM
SHPE2000RED	2 cu. yds.	40"	47.8"	100"	47.8"	96"	2.5" Stainless Steel Auger & Trough
SHPE2000XRED	2 cu. yds.	40"	47.8"	100"	47.8"	96"	2.5" Stainless Steel Auger & Trough
SHPE2000YEL	2 cu. yds.	40"	47.8"	100"	47.8"	96"	2.5" Stainless Steel Auger & Trough
SHPE2000XYEL	2 cu. yds.	40"	47.8"	100"	47.8"	96"	2.5" Stainless Steel Auger & Trough
SHPE2250	2.2 cu. yds.	44"	48"	114.2"	48"	98.5"	5.25" Carbon Steel Variable Pitch Auger, Stainless Trough
SHPE2250RED	2.2 cu. yds.	44"	48"	114.2"	48"	98.5"	5.25" Carbon Steel Variable Pitch Auger, Stainless Trough
SHPE2250YEL	2.2 cu. yds.	44"	48"	114.2"	48"	98.5"	5.25" Carbon Steel Variable Pitch Auger, Stainless Trough
1400601SS	2.0 cu. yds.	32.1"	47"	110.8"	47"	96"	12"W Conveyor Chain
1400701SS	1.5 cu. yds.	32.1"	47"	86.8"	47"	72"	12"W Conveyor Chain
SHPE3000	3 cu. yds.	52.7"	49.6"	123.7"	48"	114"	6" Carbon Steel Auger, Stainless Steel Trough
SHPE3000CH	3 cu. yds.	52.7"	49.6"	123.7"	48"	114"	12"W Conveyor Chain
SHPE4000	4 cu. yds.	43.5"	74"	114.8"	74"	99.5"	5.5" Carbon Steel Auger, Stainless Steel Trough
SHPE6000	6 cu. yds.	57"	77"	133.5"	77"	127"	6" Carbon Steel Auger, Stainless Steel Trough
GAS SLIDE IN							
1400200SS	1.5 cu. yds.	32.1"	47"	91.7"	47"	72"	12"W Conveyor Chain
1400250SS	1.5 cu. yds.	32.1"	47"	91.7"	47"	72"	12"W Conveyor Chain
1400050	2 cu. yds.	32.1"	47"	115.7"	47"	96"	12"W Conveyor Chain
1400100	2 cu. yds.	32.1"	47"	115.7"	47"	96"	12"W Conveyor Chain
1400050SS	2 cu. yds.	32.1"	47"	115.7"	47"	96"	12"W Conveyor Chain
1400100SS	2 cu. yds.	32.1"	47"	115.7"	47"	96"	12"W Conveyor Chain
1400400	2 cu. yds.	35"	47"	115.6"	47"	95.5"	12"W Conveyor Chain
1400450	2 cu. yds.	35"	47"	115.6"	47"	95.5"	12"W Conveyor Chain
1400300SS	2.5 cu. yds.	32.1"	47"	139.7"	47"	120"	12"W Conveyor Chain
1400350SS	2.5 cu. yds.	32.1"	47"	139.7"	47"	120"	12"W Conveyor Chain
2.5 - 3.0 CU. YD. CONVEYOR MID-SIZE							
1400455SS	2.5 cu. yds.	38.0"	38.0"	58"	115.9"	96"	14.5"W Conveyor Chain
1400455SSE	2.5 cu. yds.	38.0"	38.0"	58"	116.5"	96"	14.5"W Conveyor Chain
1400455SSH	2.5 cu. yds.	38.0"	38.0"	58"	118.8"	96"	14.5"W Conveyor Chain

PART NUMBER	CAPACITY	OVERALL HEIGHT	OVERALL WIDTH	OVERALL LENGTH	HOPPER WIDTH	HOPPER LENGTH	FEED MECHANISM
1400460SS	2.75 cu. yds.	38.0"	38.0"	58"	127.9"	108"	14.5"W Conveyor Chain
1400460SSE	2.75 cu. yds.	38.0"	38.0"	58"	128.5"	108"	14.5"W Conveyor Chain
1400460SSH	2.75 cu. yds.	38.0"	38.0"	58"	130.0"	108"	14.5"W Conveyor Chain
1400465SS	3.0 cu. yds.	38.0"	38.0"	58"	138.9"	120"	14.5"W Conveyor Chain
1400465SSE	3.0 cu. yds.	38.0"	38.0"	58"	140.5"	120"	14.5"W Conveyor Chain
1400465SSH	3.0 cu. yds.	38.0"	38.0"	58"	141.8"	120"	14.5"W Conveyor Chain
3.5 – 4.5 CU. YD. CONVEYOR MUNICIPAL							
1400475SS	3.5 cu. yds.	45.5"	45.5"	70"	115.9"	96"	14.5"W Conveyor Chain
1400475SSH	3.5 cu. yds.	45.5"	45.5"	70"	118.8"	96"	14.5"W Conveyor Chain
1400500SS	4.0 cu. yds.	45.5"	45.5"	70"	127.9"	108"	14.5"W Conveyor Chain
1400500SSH	4.0 cu. yds.	45.5"	45.5"	70"	130.0"	108"	14.5"W Conveyor Chain
1400550SS	4.5 cu. yds.	45.5"	45.5"	70"	138.9"	120"	14.5"W Conveyor Chain
1400550SSH	4.5 cu. yds.	45.5"	45.5"	70"	141.8"	120"	14.5"W Conveyor Chain
7-10 CU. YD. AUGER MUNICIPAL							
1471056SSH	7 cu. yds.	55.25"	87.7"	157"	84"	120"	7" Hard Surface, Multi Pitch Auger
1471156SSH	8 cu. yds.	55.25"	87.7"	169"	84"	132"	7" Hard Surface, Multi Pitch Auger
1471256SSH	9 cu. yds.	55.25"	87.7"	181"	84"	144"	7" Hard Surface, Multi Pitch Auger
1471456SSH	10 cu. Yds.	55.25"	87.7"	205"	84"	168"	7" Hard Surface, Multi Pitch Auger
6-16 CU. YD. CONVEYOR MUNICIPAL							
1450657SSH	6 cu. yd.	57"	82"	132"	82"	108"	24"W Conveyor, 50:1 Gearbox ratio
1425657SSH	6 cu. yd.	57"	82"	132"	82"	108"	24"W Conveyor, 25:1 Gearbox ratio
1406657SSH	6 cu. yd.	57"	82"	132"	82"	108"	24"W Conveyor, 6:1 Gearbox ratio
1450757SSH	7 cu. yd.	57"	82"	144"	82"	120"	24"W Conveyor, 50:1 Gearbox ratio
1425757SSH	7 cu. yd.	57"	82"	144"	82"	120"	24"W Conveyor, 25:1 Gearbox ratio
1406757SSH	7 cu. yd.	57"	82"	144"	82"	120"	24"W Conveyor, 6:1 Gearbox ratio
1450863SSH	8 cu. yd.	63"	82"	144"	82"	120"	24"W Conveyor, 50:1 Gearbox ratio
1425863SSH	8 cu. yd.	63"	82"	144"	82"	120"	24"W Conveyor, 25:1 Gearbox ratio
1406863SSH	8 cu. yd.	63"	82"	144"	82"	120"	24"W Conveyor, 6:1 Gearbox ratio
1450969SSH	9 cu. yd.	69"	82"	144"	82"	120"	24"W Conveyor, 50:1 Gearbox ratio
1425969SSH	9 cu. yd.	69"	82"	144"	82"	120"	24"W Conveyor, 25:1 Gearbox ratio
1406969SSH	9 cu. yd.	69"	82"	144"	82"	120"	24"W Conveyor, 6:1 Gearbox ratio
1451057SSH	10 cu. yds.	57"	82"	167"	82"	144"	24"W Conveyor, 50:1 Gearbox ratio

PART NUMBER	CAPACITY	OVERALL HEIGHT	OVERALL WIDTH	OVERALL LENGTH	HOPPER WIDTH	HOPPER LENGTH	FEED MECHANISM
1421057SSH	10 cu. yds.	57"	82"	167"	82"	144"	24"W Conveyor, 25:1 Gearbox ratio
1461057SSH	10 cu. yds.	57"	82"	167"	82"	144"	24"W Conveyor, 6:1 Gearbox ratio
1451163SSH	11 cu. yds.	63"	82"	167"	82"	144"	24"W Conveyor, 50:1 Gearbox ratio
1421163SSH	11 cu. yds.	63"	82"	167"	82"	144"	24"W Conveyor, 25:1 Gearbox ratio
1461163SSH	11 cu. yds.	63"	82"	167"	82"	144"	24"W Conveyor, 6:1 Gearbox ratio
1451369SSH	13 cu. yds.	69"	82"	167"	82"	144"	24"W Conveyor, 50:1 Gearbox ratio
1421369SSH	13 cu. yds.	69"	82"	167"	82"	144"	24"W Conveyor, 25:1 Gearbox ratio
1461369SSH	13 cu. yds.	69"	82"	167"	82"	144"	24"W Conveyor, 6:1 Gearbox ratio
1451257SSH	12 cu. yds.	57"	82"	191"	82"	168"	24"W Conveyor, 50:1 Gearbox ratio
1421257SSH	12 cu. yds.	57"	82"	191"	82"	168"	24"W Conveyor, 25:1 Gearbox ratio
1461257SSH	12 cu. yds.	57"	82"	191"	82"	168"	24"W Conveyor, 6:1 Gearbox ratio
1451363SSH	13 cu. yds.	63"	82"	191"	82"	168"	24"W Conveyor, 50:1 Gearbox ratio
1421363SSH	13 cu. yds.	63"	82"	191"	82"	168"	24"W Conveyor, 25:1 Gearbox ratio
1461363SSH	13 cu. yds.	63"	82"	191"	82"	168"	24"W Conveyor, 6:1 Gearbox ratio
1451469SSH	14 cu. yds.	69"	82"	191"	82"	168"	24"W Conveyor, 50:1 Gearbox ratio
1421469SSH	14 cu. yds.	69"	82"	191"	82"	168"	24"W Conveyor, 25:1 Gearbox ratio
1461469SSH	14 cu. yds.	69"	82"	191"	82"	168"	24"W Conveyor, 6:1 Gearbox ratio
UNDER TAILGATE							
92440SSA	N/A	31.25"/34.25"	96"	25"	N/A	N/A	6" Auger w/3/8" fighting
92441SSA	N/A	31.25"/34.25"	96"	25"	N/A	N/A	6" Auger w/ 3/8" fighting
92420A	N/A	31.25"/34.25"	96"	18"	N/A	N/A	6" Auger w/3/8" fighting
92420SSA	N/A	31.25"/34.25"	96"	18"	N/A	N/A	6" Auger w/3/8" fighting
92421SSA	N/A	38.00"/41.00"	96"	19"	N/A	N/A	6" Auger w/3/8" fighting
92425SSA	N/A	31.25"/34.25"	96"	18"	N/A	N/A	6" Auger w/3/8" fighting
92426SSA	N/A	38.00"/41.00"	96"	19"	N/A	N/A	6" Auger w/3/8" fighting
92430A	N/A	31.25"/34.25"	96"	18"	N/A	N/A	6" Auger, 3/8" fighting, 5:1 Gearbox ratio
92430SSA	N/A	31.25"/34.25"	96"	18"	N/A	N/A	6" Auger, 3/8" fighting, 5:1 Gearbox ratio
REPLACEMENT TAILGATE							
9035000	N/A	36"	73" - 95"	22"	N/A	N/A	Dual Flight Augers With Mixing Tines
5535000	N/A	36"	73" - 95"	21.5"	N/A	N/A	Dual Flight Augers With Mixing Tines

DESIGN BUILD DISTRIBUTE SUPPORT



Buyers Products Company 9049 Tyler Blvd. Mentor, OH 44060
440.974.8888 Toll-Free Fax 800.841.8003 www.buyersproducts.com